

1.
  - a. About how much food does a Great Dane eat each day?
  - b. About how much food does a Chihuahua eat each day?
  - c. How much more food does the Great Dane eat than a Chihuahua in a week?

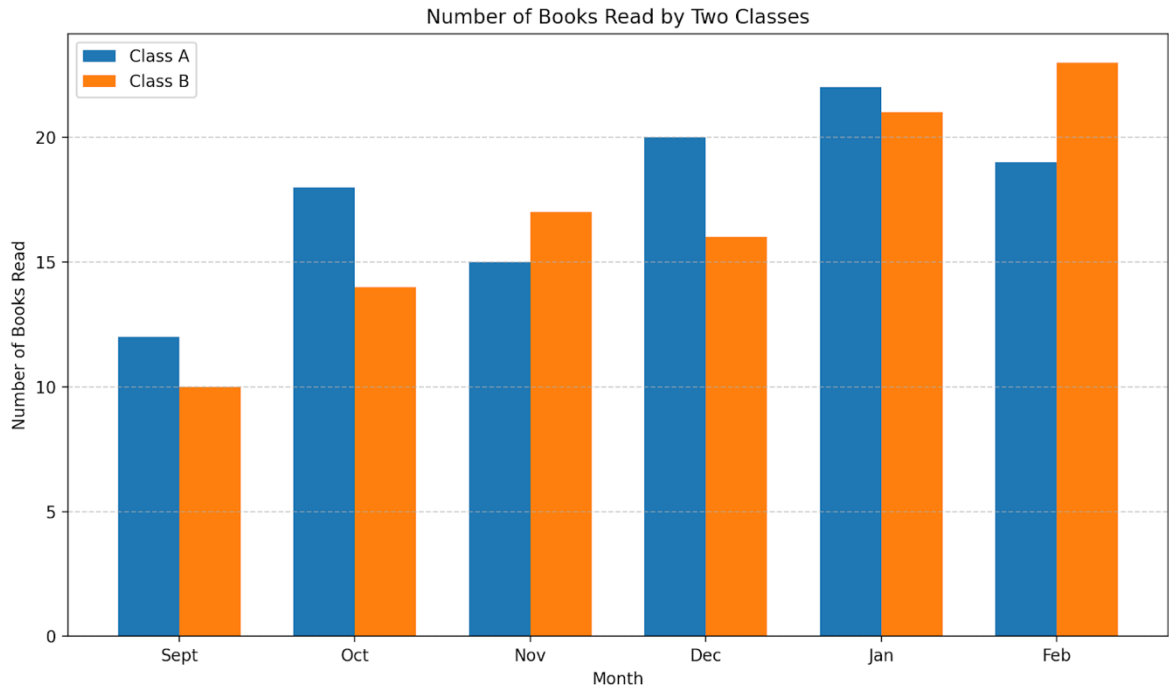
2. Roll 2 dice 50 times each. Keep track of how many times each number is rolled for each of the dice. Create a double bar graph of your data.

### **NBA Total Points by Season (2020-2025)**

<b>Season</b>	<b>Jayson Tatum (Celtics)</b>	<b>Nikola Jokić (Nuggets)</b>
2019-20	1,547	1,456
2020-21	1,692	1,898
2021-22	2,046	2,004
2022-23	2,225	1,690
2023-24	1,987	2,085
2024-25	1,932	2,071

3. Create a double bar graph using the data in the table. Include appropriate labels and decide on a scale that will work for the numbers given.

4. Explain why a double bar graph is the best kind of graph to use for the data in the table. How does your graph help you understand the data?

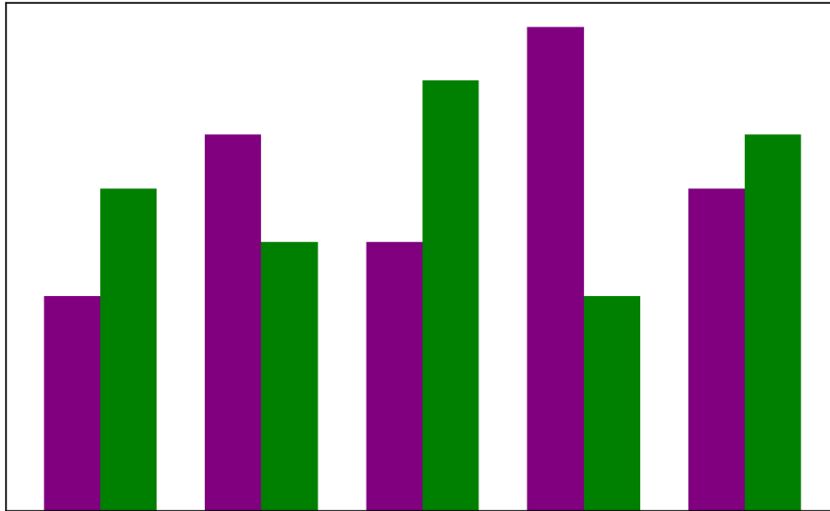


5. Analyze the graph above. List 5 things you can tell from looking at the graph.



6. Create a survey question that will allow you to collect data for a double bar graph.
  - a. What makes your question a good one for this type of graph?
  - b. Collect data on the survey question you created and construct a double bar graph to show the data.

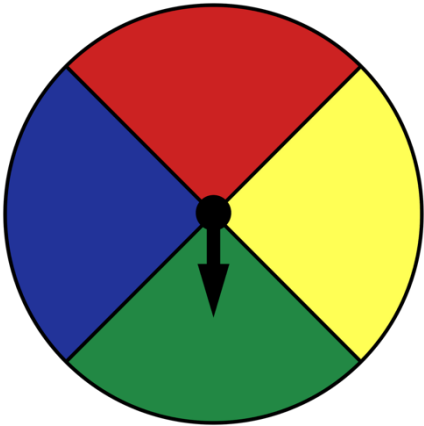
Weekly Growth of Bean Plants Compared to Sunflowers



7. The graph above is missing some labels. Add a scale and a key that will help interpret the graph.

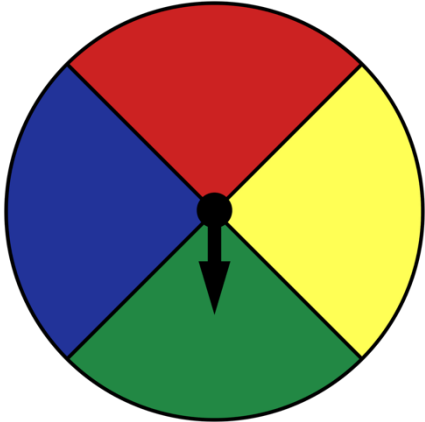
8. This spinner has an equal probability of landing on any of the four colours.

a. Explain how we could play a game in a way that would make the spinner unfair.



b. Create a spinner, using numbers, that has the same probability as this colour spinner.

9. Use the colour spinner below. Write each probability as a fraction.



- a. That you will land on yellow.
  
  
  
  
  
  
  
  
  
  
- b. That you will land on green or blue.
  
  
  
  
  
  
  
  
  
  
- c. That you will land on white.
  
  
  
  
  
  
  
  
  
  
- d. That you will land on red, blue or yellow.

10. This die is 12-sided with the numbers 1-12.



a. What is the probability that the number you roll will be even?

b. Write 3 other probabilities that you could apply to this die.